


# 2/22/21 COVID-19 HEALTH DATA UPDATE

*Briefings are posted on our website at [www.tulsaschools.org](http://www.tulsaschools.org).*

# Refresher: our Health Data Monitoring Process

- The three categories of metrics are monitored weekly
- If a foundational health care metric hits threshold, or we detect an early warning from one of our indicators, evaluation and discussion will be triggered.
  - Data is compiled and initially reviewed on Fridays.
  - Evaluation and discussions occur on Monday mornings.
  - Daily monitoring begins when metrics are close to thresholds
- Evaluations address both specific school sites and the entire district.



**Four types of potential actions** can occur based on our assessment of the data:

1. No changes necessary at this time.
2. Additional monitoring of all data points coupled with increased, targeted rapid COVID testing.
3. Shift from in-person to full distance learning at a specific classroom, school, or multiple schools.
4. Change the default mode of instruction for some or all grade levels through a formal recommendation to the Board of Education.

# Refresher: Foundational & Contextual Data

## Early Warning Indicators at TPS Schools

- These data will help us to monitor conditions that are more localized and specific to our context. These data will help us to be more sensitive to conditions within schools to know if cases are higher or lower than overall county averages. These metrics are:
  - Tulsa Public Schools rapid testing results
  - New case rates for team members and students (TPS contact tracing)

## Foundational School System Metrics

- These internal data measure our ability to appropriately respond to early warning indicators and enact the necessary safety precautions at our schools. These metrics are:
  - Availability of necessary PPE
  - Rates of quarantine
  - Staffing capacity

## Foundational Health Care Metrics

- These core metrics will help us understand overall rates of community spread. These data will help us to assess overall risk and changes in our greater community that may necessitate a change in our response. The core metrics are:
  - 7-day rolling average of new cases in Tulsa Public Schools boundary  
(calculated from public data).
  - 7-day rolling average of new cases in Tulsa County

# High level assessment from 2/16 health data review

## Foundational Health Care Metrics

- New case rates continue to fall and have now reached levels at or below the average between August and early November.

## Early Warning Indicators

- Case counts for our team were the lowest reported to date.
- Vaccinations:
  - We have the protocols and infrastructure in place to provide COVID-19 vaccination for every employee at Tulsa Public Schools;
  - We stand ready to support vaccination for our employees as soon as we are given access to the doses we need to get that done; and
  - Vaccine distribution in Tulsa County is managed by the Tulsa Health Department (THD) based on the allotment of vaccines THD receives from the state.

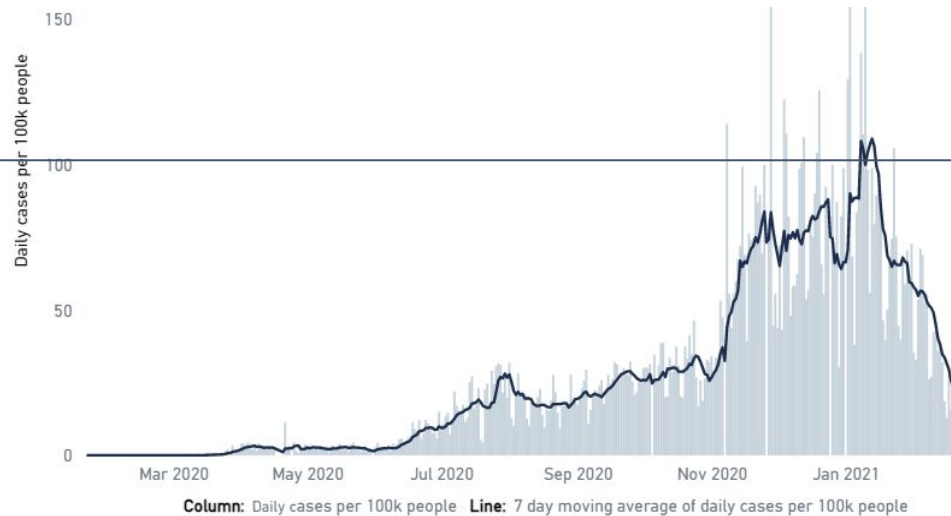
## Foundational System Metrics

- We continue to monitor staffing daily across schools teams and support professionals.
- Teams are ready to go for return to in person learning.
- We have necessary stock of PPE supplies and are working to stay ahead of supply chain issues.

# New case rates have now reached levels at or below the average between August and early November.

Updated

Oklahoma: 21.9 as of 2/20



Tulsa County: 33.0 as of 2/20

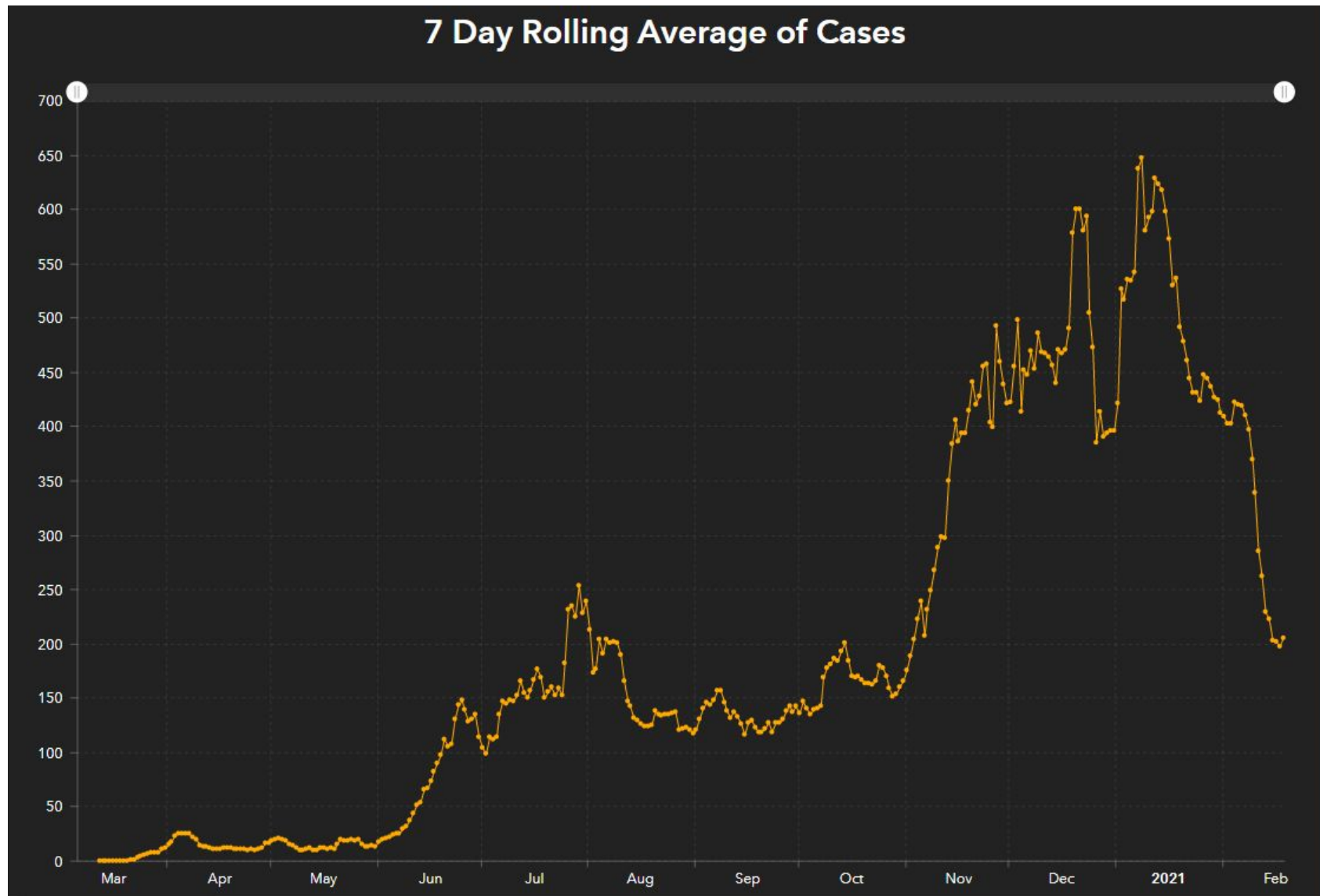


From 2/16 report:

- Oklahoma: 34.7 as of 2/14
- Tulsa County: 35.1 as of 2/14

# Foundational Health Care Metrics - 7 Day Rolling Average

Updated

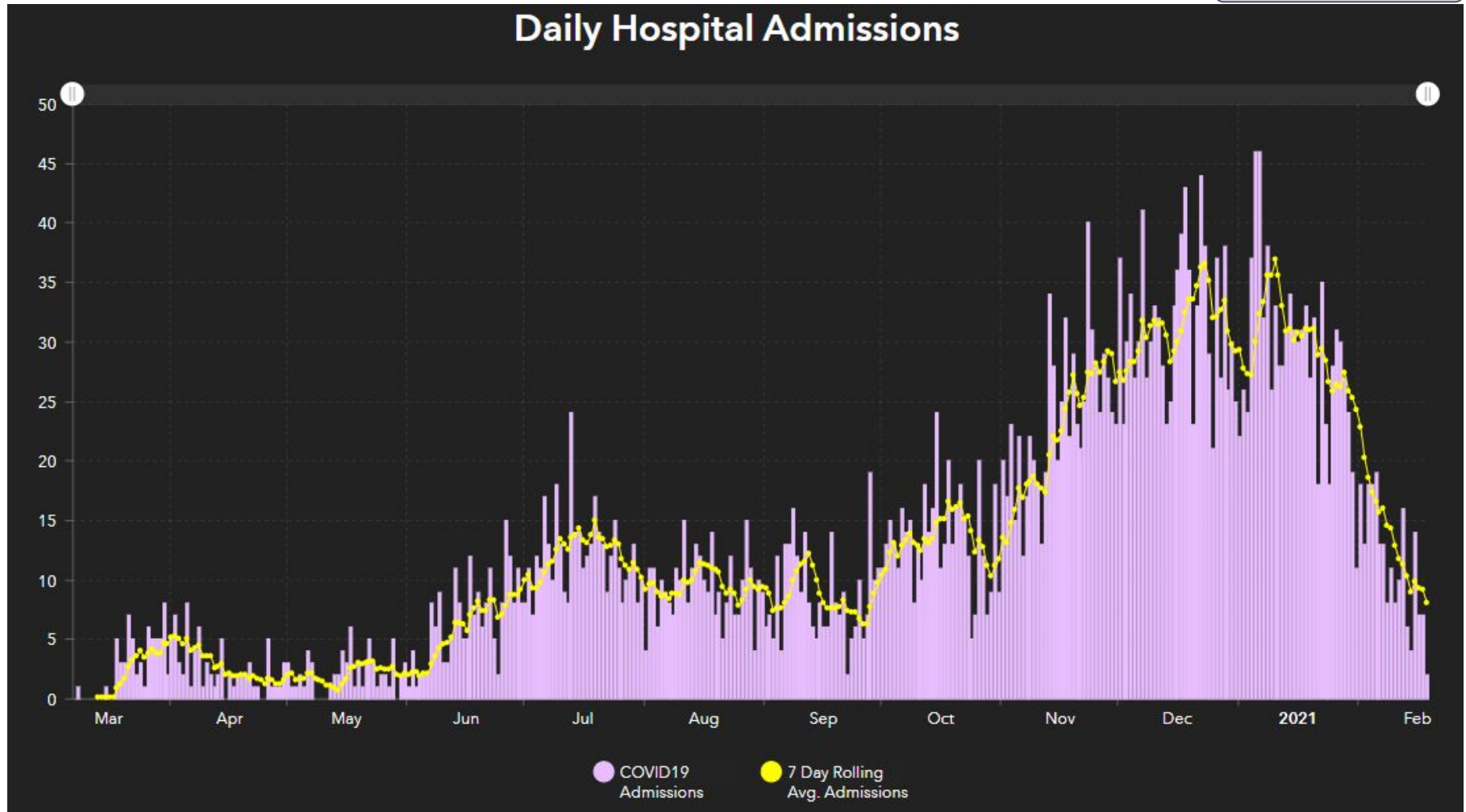


Source: Tulsa Health Department. Data reported on 2/18 - 7 day rolling average is 205.7. On 1/14/21, the reported 7 day rolling average was 222.3.



# Hospitalizations continue to trend down. Changes usually lag new case rates by a few weeks.

Updated



Source: Oklahoma Department of Health hospital surge plan

<https://oklahoma.gov/content/dam/ok/en/covid19/documents/hospital-surge-plan/hospital-tiers-report/Hospital%20Tiers%20plus%20detail%2020210114.pdf>

# Foundational Health Care Metrics

Updated

Feb 20, 2021

United States: 20.2

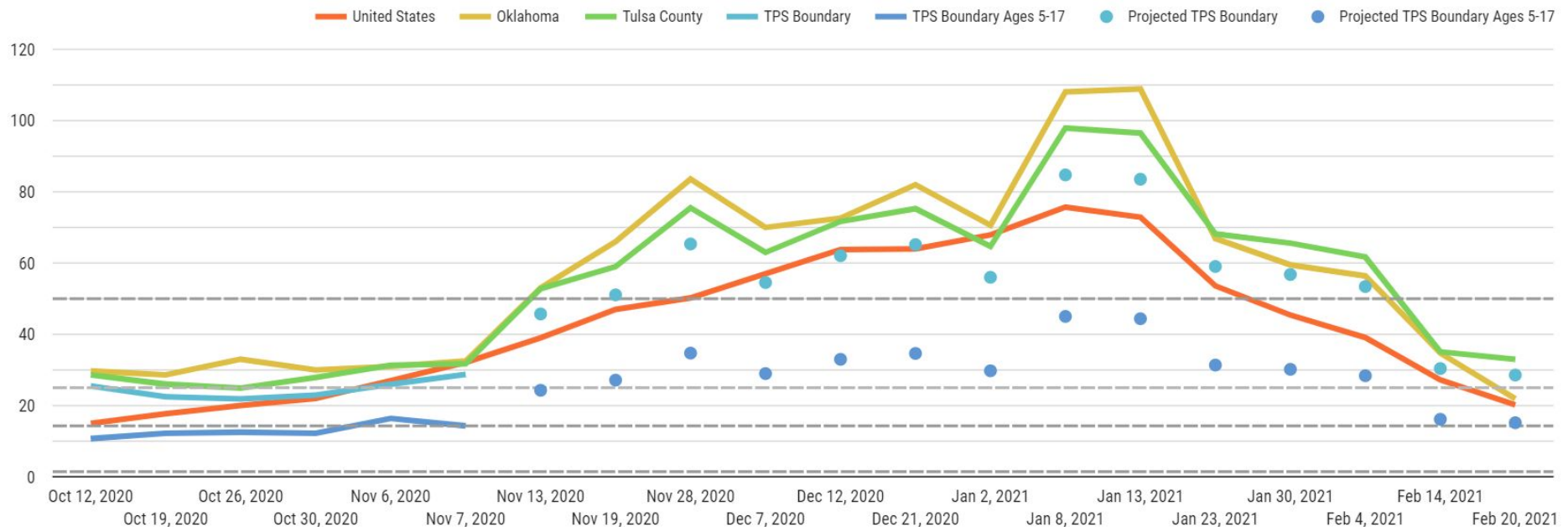
Oklahoma: 21.9

Tulsa County: 33

Projected TPS Boundary: 28.57

Projected TPS Boundary Ages 5-17: 15.18

## 7-day Rolling Average New Cases per 100,000



Data sources: [globeepidemics.org](https://www.globeepidemics.org), Tulsa Health Department

Note: Due to a change in reporting from the Oklahoma Department of Health, TPS boundary data are no longer able to be updated on a regular basis. Weekly projections based on the average percent difference between county and TPS data will be used according to the following historical averages:

- **TPS boundary, all ages:** 14.3% lower than overall county rate
- **TPS boundary, 5-17:** 53.8% lower than overall county rate

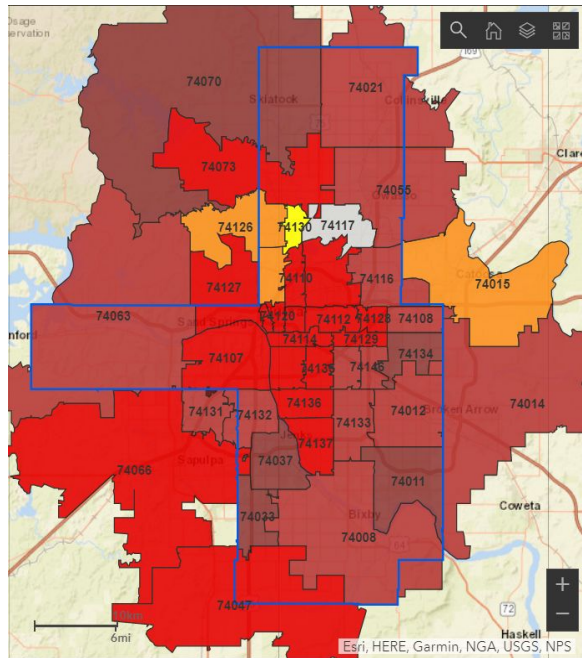
WORKING DRAFT



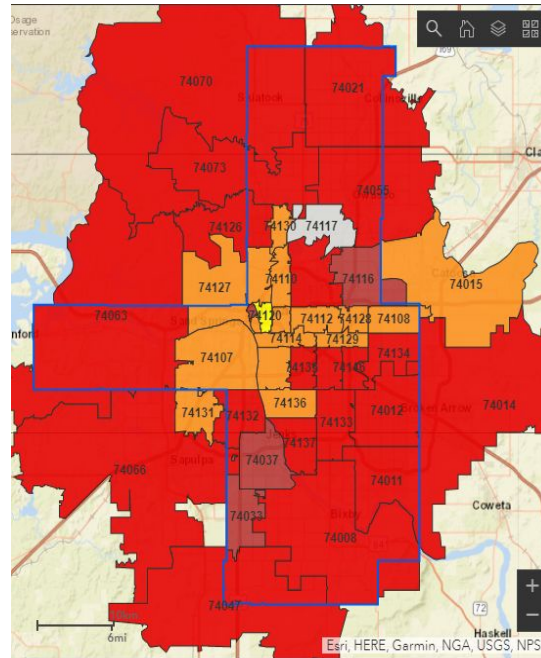
# The majority of Tulsa zip codes are now orange, with only 3 zip codes in red or dark red and 5 in yellow or green.

Updated

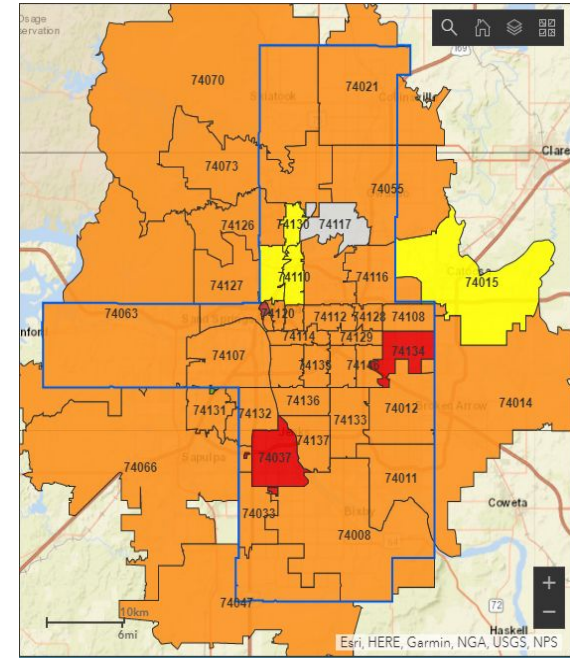
1/29/21



2/12/21



2/19/21



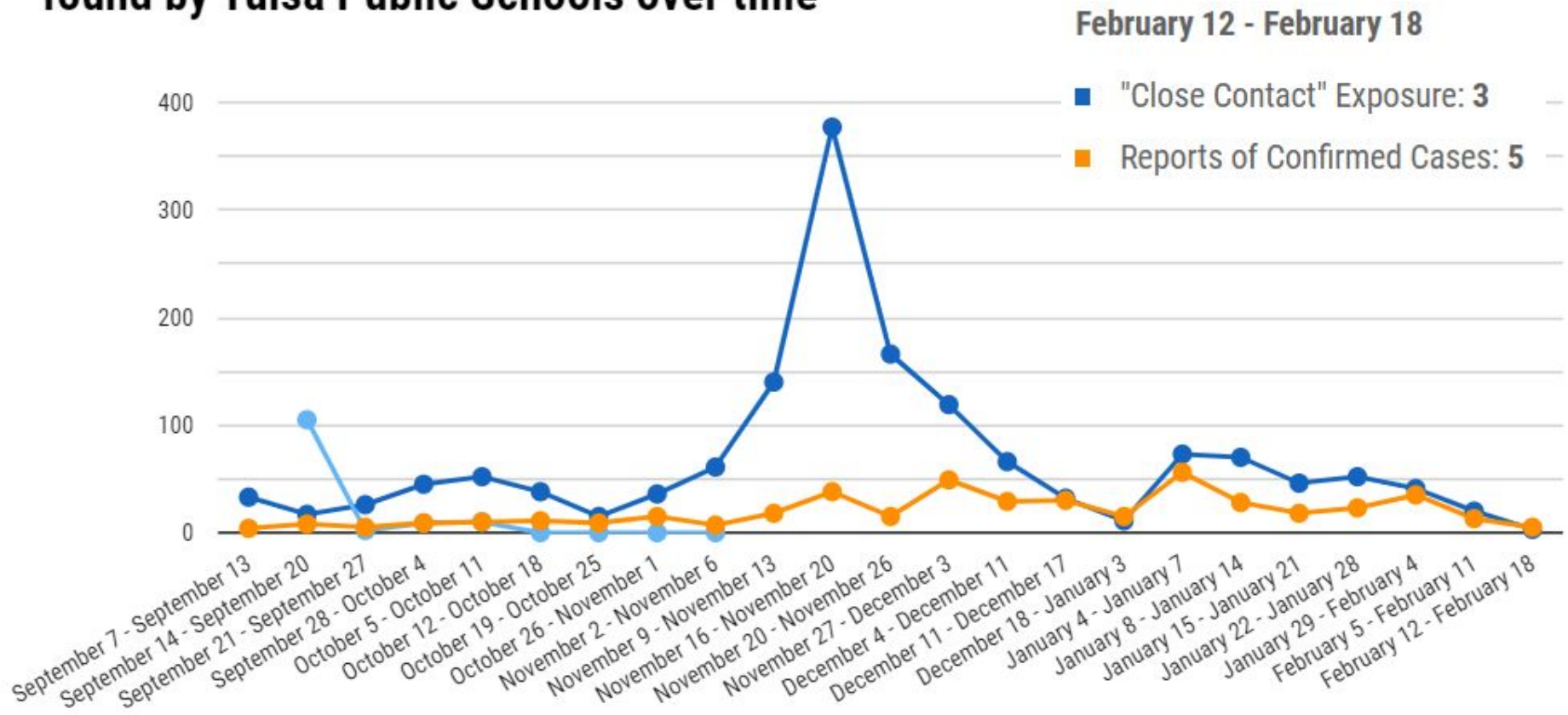
- 1 out of 42 zip codes are dark red. Last report was 4.

WORKING DRAFT

# Early Warning Indicators at TPS Schools - TREND

Updated

Number of **potential exposures**, **close contact exposures**, and **confirmed cases** found by Tulsa Public Schools over time



\* Report cover cases from the previous Friday through the close of business on Thursday.

WORKING DRAFT

# Local District Comparison - TREND

Updated

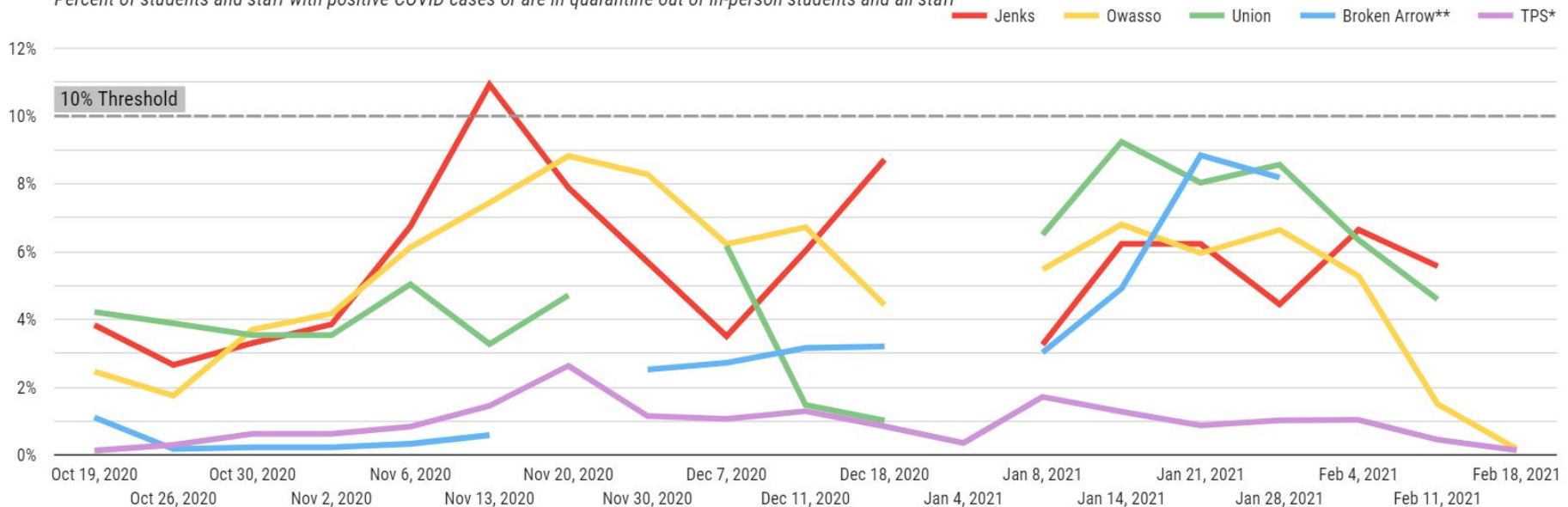
Feb 18, 2021

Owasso: 0.18%

TPS\*: 0.14%

## Local District Comparisons Over Time

Percent of students and staff with positive COVID cases or are in quarantine out of in-person students and all staff



Data sources: district websites

\*TPS in-person students include only 1500 active student athletes, and only includes new cases/exposures from the past week; Jan 4 data represent total cases from 12/15 - 1/4  
\*\*Broken Arrow Public Schools began including number of students in quarantine on November 30, 2020; did not report numbers for week of 2/4 as district moved to distance. Most districts were distance the week of 2/15-19; TPS was in intersession this week.

WORKING DRAFT

# Foundational System Metrics - Staffing & PPE

Updated

- Support professionals - all teams ready to support return to in person learning.
  - Child Nutrition: same status with 7 to 8 new applicants through the pipeline.
  - Transportation: no change from last week. All bus routes are covered.
  - Custodians: all day positions are covered. 11 positions filled plus work with agency to increase coverage for evening shifts.
- School site staffing - all teams ready to support return to in person learning.
  - Monitoring staffing levels daily.
  - Currently 9 schools are in “yellow zone” for absences/leaves.
- Substitutes - needs remain consistent, and we are increasing recruiting efforts.
- PPE & Safety equipment
  - We have necessary stock of PPE supplies and all PPE has been delivered to schools.
  - Waiting on a couple of deliveries delayed due to weather.

WORKING DRAFT

# Update on Covid-19 Vaccine for PreK-12 school employees

**Updated**

- We continue to work closely with the Tulsa Health Department (THD), and we will continue to be relentless in advocating for vaccine doses for every member of our team.
- To date, we have supported the first round of vaccination shots for every employee age 65 and older who wanted to receive it, which is the vast majority of team members in that age group.
- While inclement weather has delayed the second round of shots, we are prioritizing second doses for our vaccination clinics this week.
- We have implemented surveys to help us identify the number of team members in our system with other health risks. This survey is designed to both ensure that we have an accurate count of the number of doses we would need for this high-risk group and to help us continue advocating for access to more doses.
- We have communicated and encouraged our team members to take advantage of the opportunities to be vaccinated through the state, Native American Nations, or the Veterans Administration.

**WORKING DRAFT**

# Update on TPS Covid-19 Rapid Testing Program

**Updated**

## Rapid Testing Program

- Current supply of tests will be used over next few weeks to support return to in-person learning.
- No more tests available for immediate purchase as they are reserved for long term health facilities. Nationwide supply chain issues for CDC approved tests.
- We are working diligently with THD to secure additional test.
- Effort underway this and next week to increase testing opt-in for staff and students.

**WORKING DRAFT**

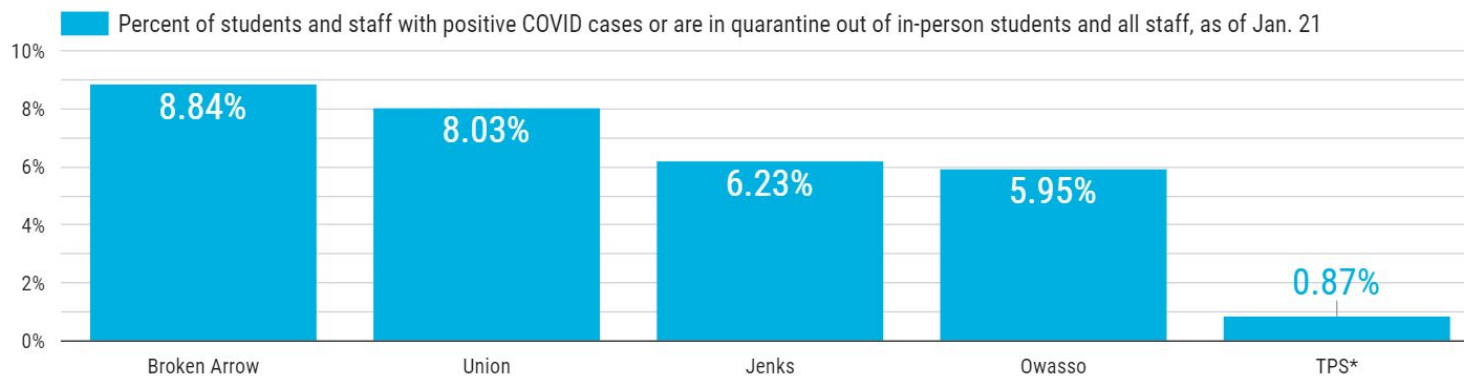




# DISCUSSION

# Early Warning Indicators at TPS Schools

UPDATED



School District	Number of positive student cases/quarantined students	Total number of in-person students	Number of positive staff cases/quarantined staff	Total number of staff	Number of positive cases/quarantined individuals	Total number of in-person students and all staff	Percent of students and staff with positive COVID cases or are in quarantine out of in-person students and all staff, as of Jan. 21 ▾
Broken Arrow	1708	18658	149	2350	1857	21008	8.84%
Union	921	11107	126	1928	1047	13035	8.03%
Jenks	697	10573	67	1697	764	12270	6.23%
Owasso	474	7742	55	1142	529	8884	5.95%
TPS*	17	1500	47	5864	64	7364	0.87%

Data source: District websites

WORKING DRAFT

## New COVID-19 Variants - Update

- “Early data on one new variant had suggested that it was spreading more in children than in adults compared with other lineages. But researchers now suggest the variant is spreading more efficiently in all age groups, allaying those fears.” - [Nature \(1.21.21\)](#)
- “The conclusion is that the UK strain is 50% to 75% more infective, boosting its reproduction number  $R_t$  from  $\sim 1$  toward 2.” - [Arizona State University \(1.12.21\)](#)