


2/16/21 COVID-19 HEALTH DATA UPDATE

Briefings are posted on our website at www.tulsaschools.org.



Refresher: our Health Data Monitoring Process

- The three categories of metrics are monitored weekly
- If a foundational health care metric hits threshold, or we detect an early warning from one of our indicators, evaluation and discussion will be triggered.
 - Data is compiled and initially reviewed on Fridays.
 - Evaluation and discussions occur on Monday mornings.
 - Daily monitoring begins when metrics are close to thresholds
- Evaluations address both specific school sites and the entire district.



Four types of potential actions can occur based on our assessment of the data:

1. No changes necessary at this time.
2. Additional monitoring of all data points coupled with increased, targeted rapid COVID testing.
3. Shift from in-person to full distance learning at a specific classroom, school, or multiple schools.
4. Change the default mode of instruction for some or all grade levels through a formal recommendation to the Board of Education.

Refresher: Foundational & Contextual Data

Early Warning Indicators at TPS Schools

- These data will help us to monitor conditions that are more localized and specific to our context. These data will help us to be more sensitive to conditions within schools to know if cases are higher or lower than overall county averages. These metrics are:
 - Tulsa Public Schools rapid testing results
 - New case rates for team members and students (TPS contact tracing)

Foundational School System Metrics

- These internal data measure our ability to appropriately respond to early warning indicators and enact the necessary safety precautions at our schools. These metrics are:
 - Availability of necessary PPE
 - Rates of quarantine
 - Staffing capacity

Foundational Health Care Metrics

- These core metrics will help us understand overall rates of community spread. These data will help us to assess overall risk and changes in our greater community that may necessitate a change in our response. The core metrics are:
 - 7-day rolling average of new cases in Tulsa Public Schools boundary
(calculated from public data).
 - 7-day rolling average of new cases in Tulsa County

High level assessment from 2/16 health data review

Foundational Health Care Metrics

- Cases have continued to decrease and are currently lower than when we brought students back in early November.

Early Warning Indicators

- Case counts - have seen decrease over the past week in alignment with the overall decrease in community spread.
- Vaccinations clinics with Caring Van are on hold due to inclement weather.
- Rapid testing update - plans for screening and diagnostic testing in place.

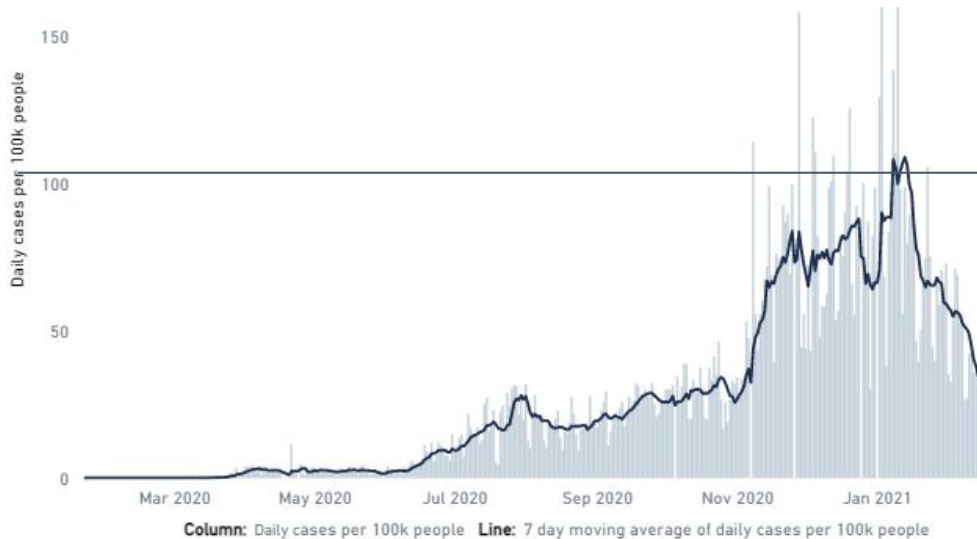
Foundational System Metrics

- Staffing - vacancy levels have remain stable with some positive progress on recruitment of custodians. Plans are in place to support a return to in-person learning.
- PPE & safety equipment - levels of supplies to support schools continue to be at a good level.

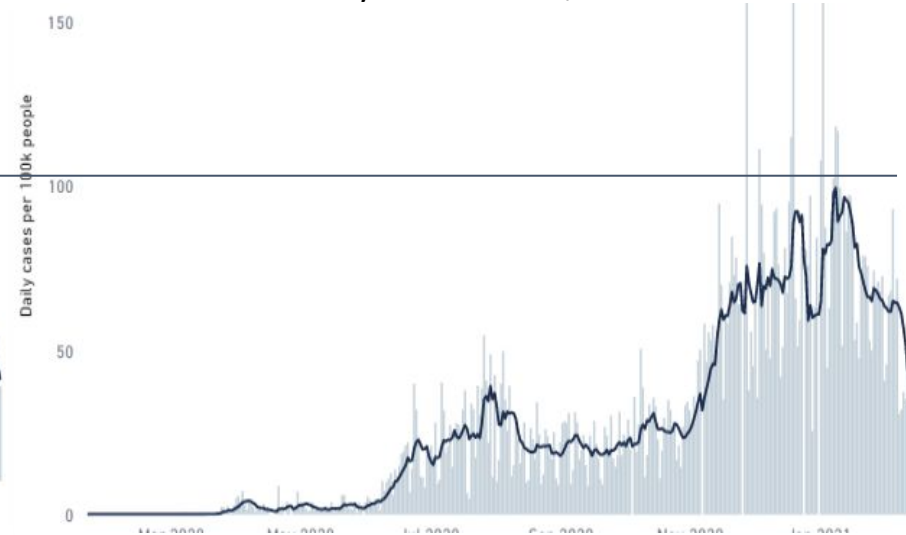
New cases have continued to fall over the last two weeks, nearing levels in late november before the winter holiday surge. It is unknown what the impact of weather might be.

Updated

Oklahoma: 34.7 as of 2/14



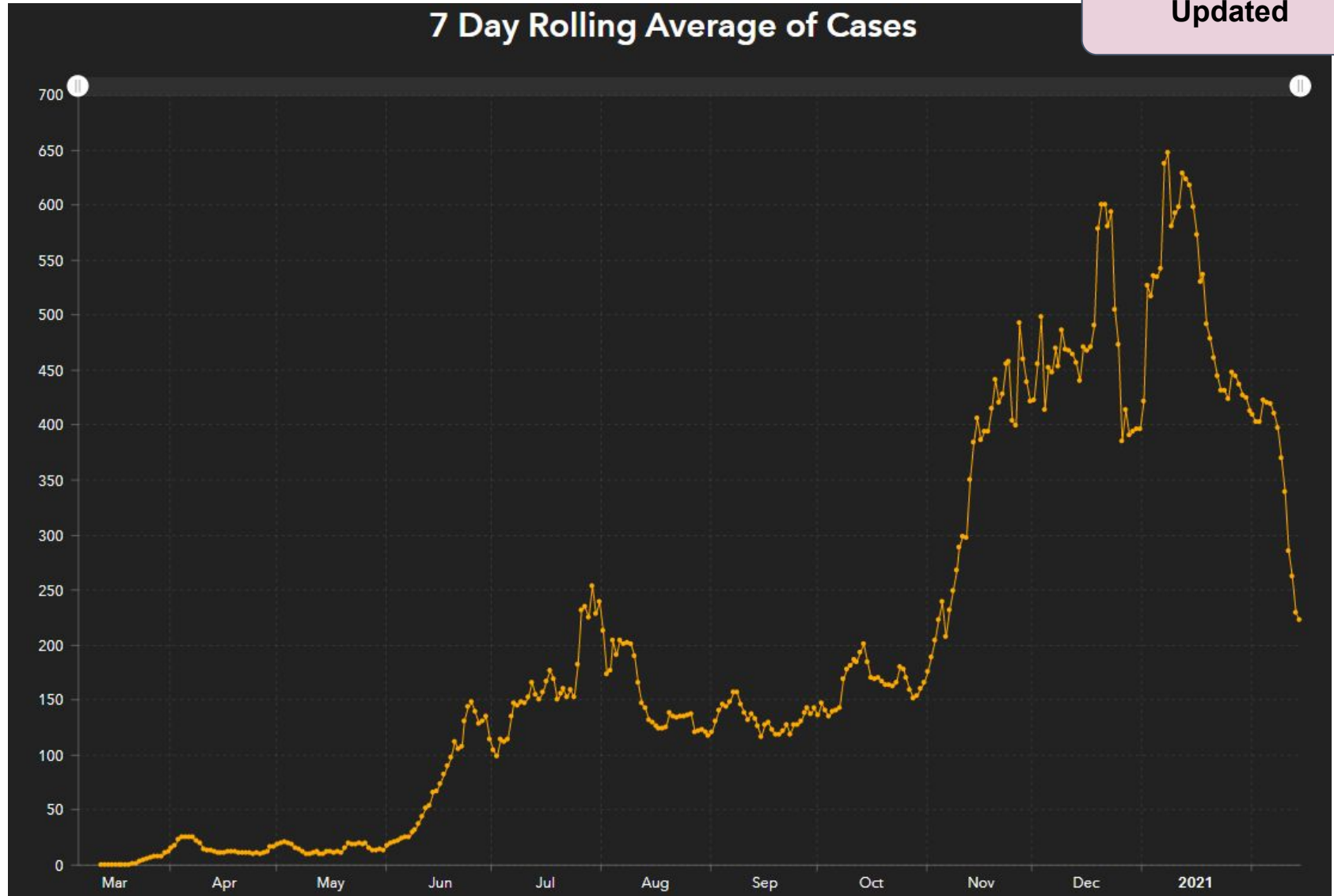
Tulsa County: 35.1 as of 2/14



From 2/1 report:

- Oklahoma: 59.5 as of 1/30
- Tulsa County: 65.6 as of 1/30

Foundational Health Care Metrics - 7 Day Rolling Average

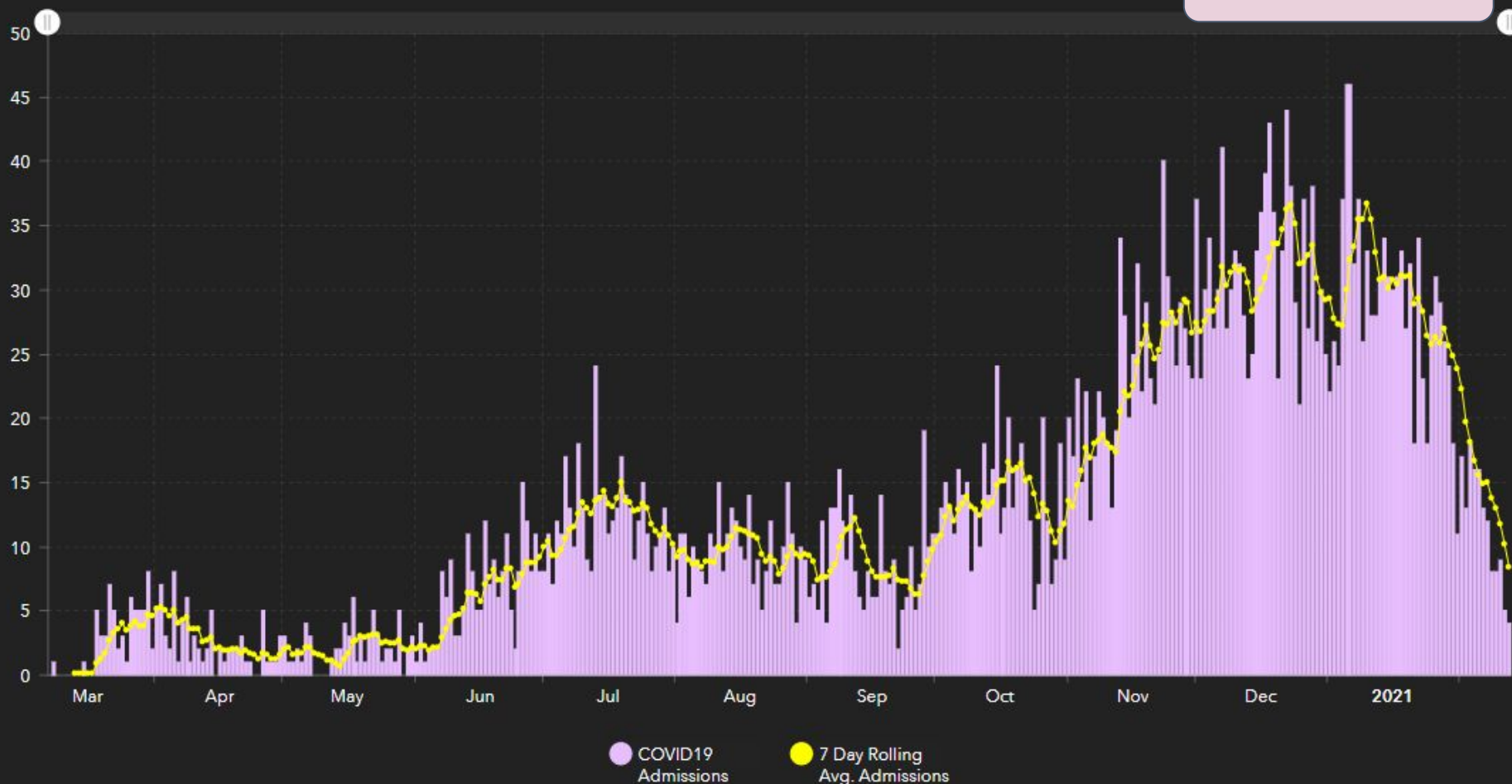


Source: Tulsa Health Department. Data reported on 2/14 - 7 day rolling average is 222.3. On 1/30/21, the reported 7 day rolling average was 424.3.

**Hospitalizations continue to trend down.
Changes usually lag new case rates by a few weeks.**

Daily Hospital Admissions

Updated



Source: Oklahoma Department of Health hospital surge plan

<https://oklahoma.gov/content/dam/ok/en/covid19/documents/hospital-surge-plan/hospital-tiers-report/Hospital%20Tiers%20plus%20detail%2020210114.pdf>

Foundational Health Care Metrics

Updated

Feb 14, 2021

United States: 27.2

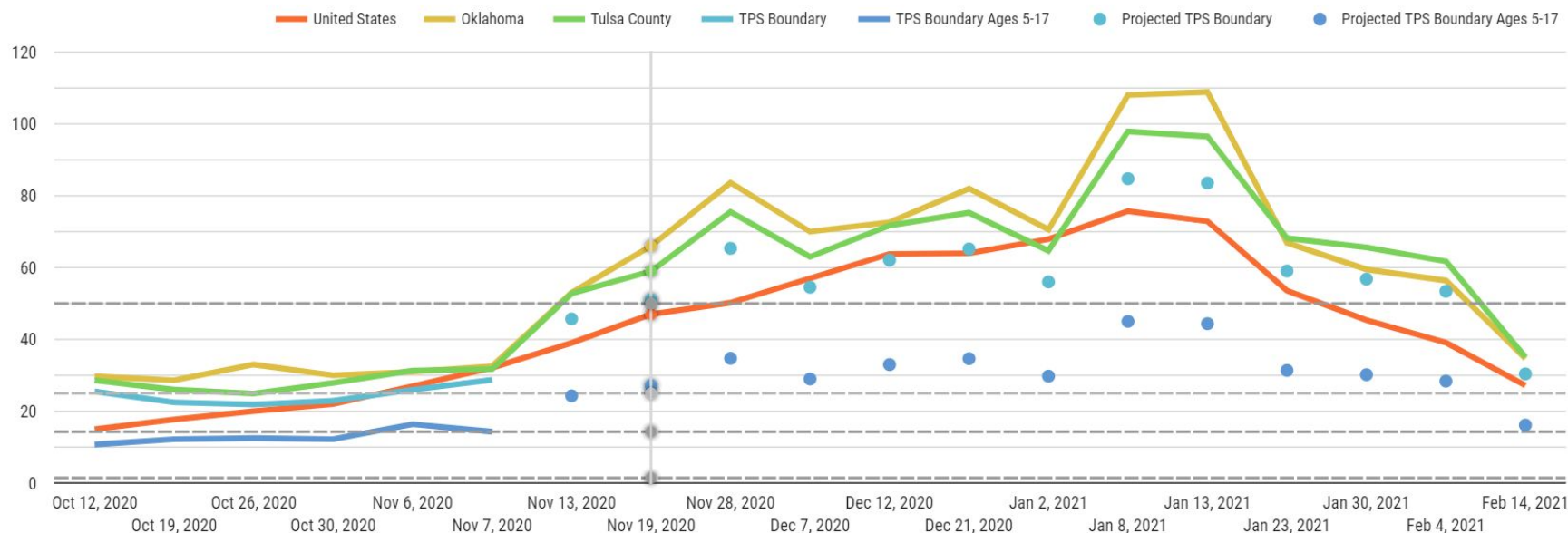
Oklahoma: 34.7

Tulsa County: 35.1

Projected TPS Boundary: 30.39

Projected TPS Boundary Ages 5-17: 16.14

7-day Rolling Average New Cases per 100,000



Data sources: globalepidemics.org, Tulsa Health Department

Note: Due to a change in reporting from the Oklahoma Department of Health, TPS boundary data are no longer able to be updated on a regular basis. Weekly projections based on the average percent difference between county and TPS data will be used according to the following historical averages:

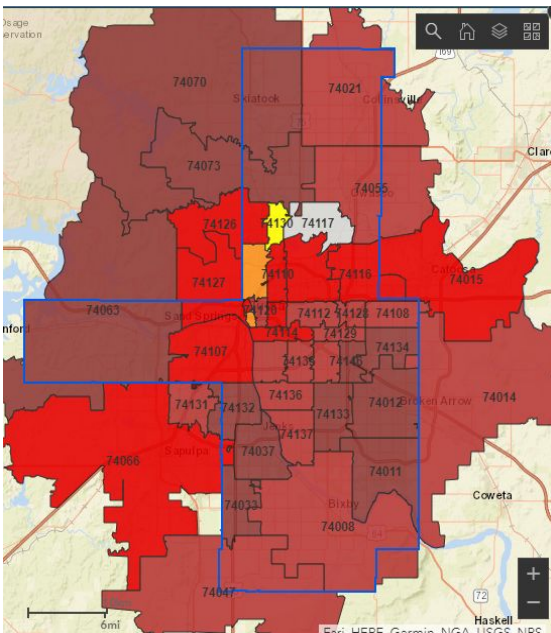
- **TPS boundary, all ages:** 14.3% lower than overall county rate
- **TPS boundary, 5-17:** 53.8% lower than overall county rate

WORKING DRAFT

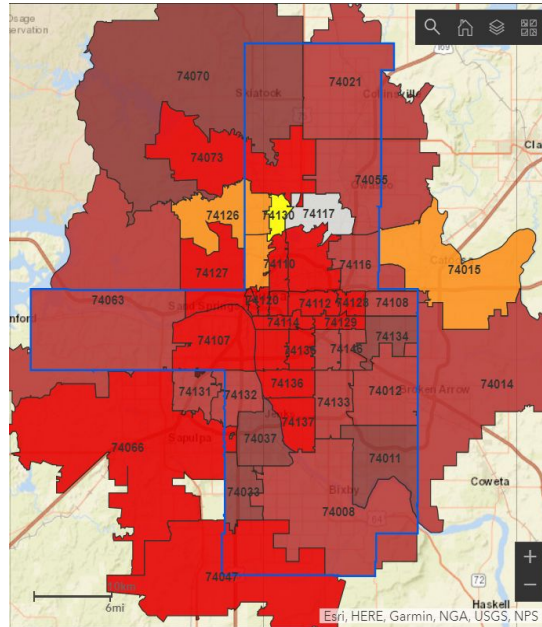
The number of zip codes in dark red has decreased significantly. We continue to see City of Tulsa and Tulsa Public Schools zip codes have significantly lower rates than surrounding areas.

Updated

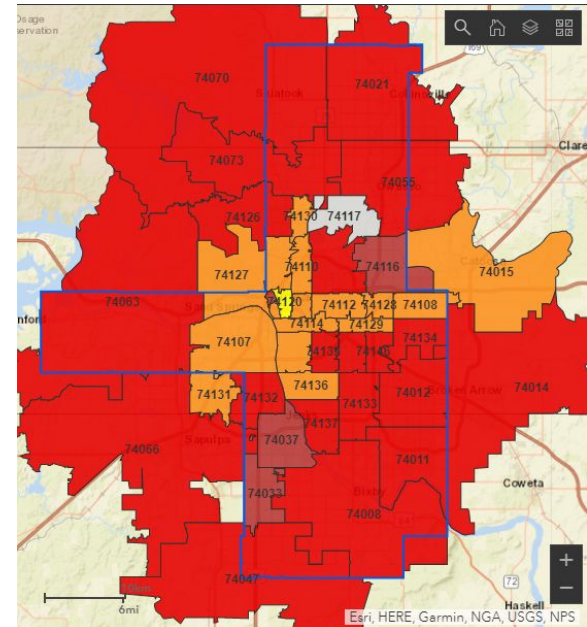
1/22/21



1/29/21



2/12/21



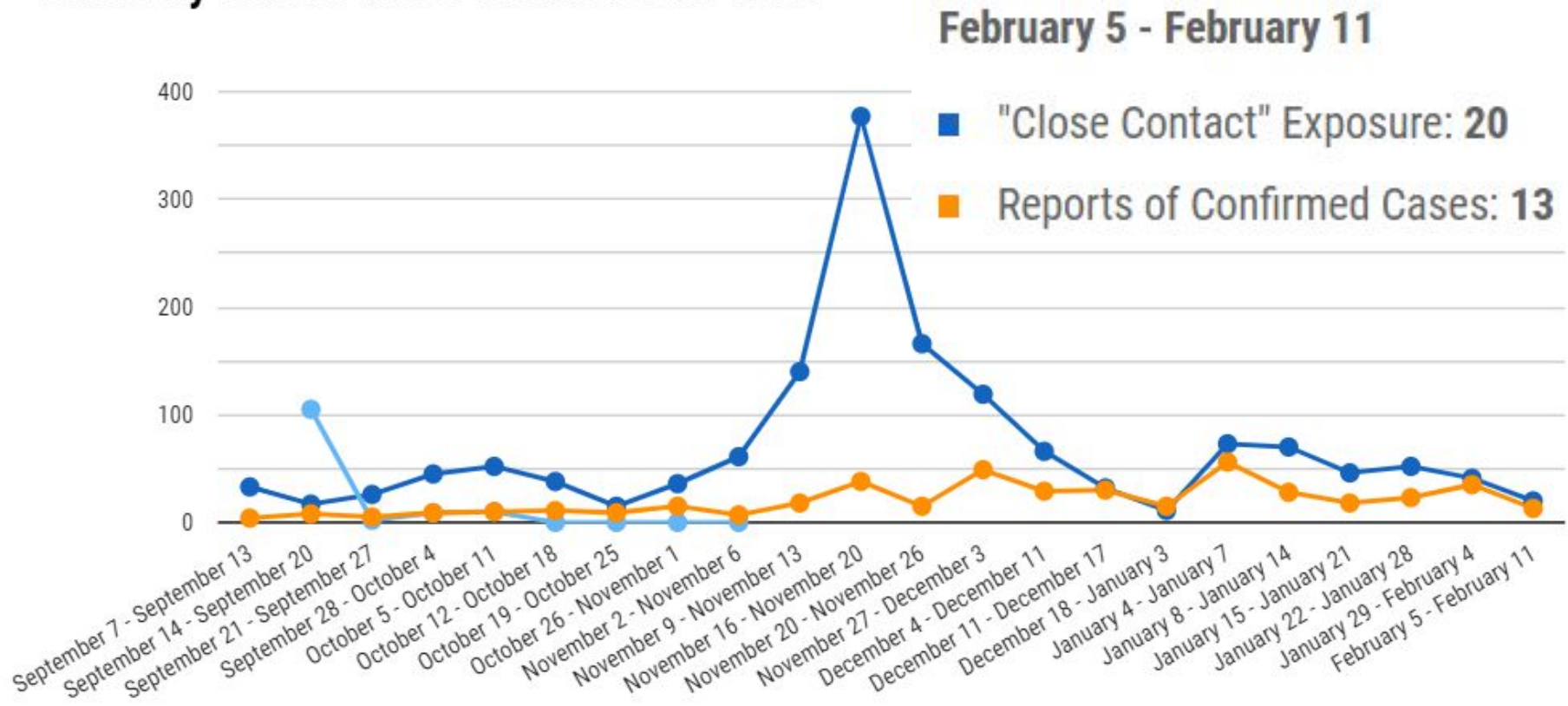
- 4 out of 42 zip codes are dark red. Last report was 19.

WORKING DRAFT

Early Warning Indicators at TPS Schools - TREND

Updated

Number of **potential exposures**, **close contact exposures**, and **confirmed cases** found by Tulsa Public Schools over time



* Report cover cases from the previous Friday through the close of business on Thursday.

WORKING DRAFT

Local District Comparison - TREND

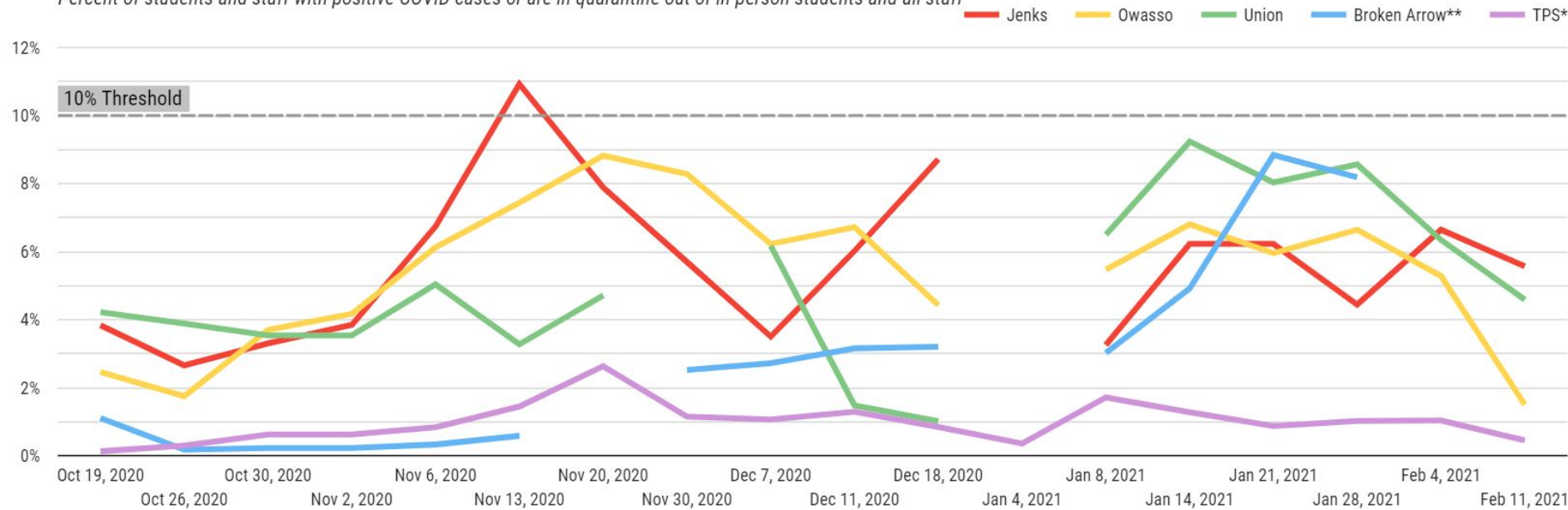
Feb 11, 2021

Updated

■ Jenks: 5.57%
■ Owasso: 1.5%
■ Union: 4.59%
■ TPS*: 0.45%

Local District Comparisons Over Time

Percent of students and staff with positive COVID cases or are in quarantine out of in-person students and all staff



Data sources: district website

*TPS in-person students include only 1500 active student athletes, and only includes new cases/exposures from the past week; Jan 4 data represent total cases from 12/15 - 1/4

**Broken Arrow Public Schools began including number of students in quarantine on November 30, 2020; did not report numbers for week of 2/4 as district moved to distance.

WORKING DRAFT

Foundational System Metrics - Staffing & PPE

Updated

- Support professionals - continue to remain at similar levels of vacancies but starting to see positive movement from recruiting.
 - Custodial: 11 filled positions last week and working with temp agency to helping recruit and fill vacancies
 - Child Nutrition & Transportation: vacancy rates holding steady and plans ready to support possible return to in-person learning.
- School site staffing - overall no changes from last update.
- Substitutes - needs remain consistent, and we are increasing recruiting efforts.
- PPE & Safety equipment
 - We have necessary stock of PPE supplies and all PPEs have been delivered to schools.
 - Waiting on a couple of deliveries delayed due to weather.

WORKING DRAFT

Update on Covid-19 Vaccine for PreK-12 school employees

Updated

Vaccination

- We continue to work closely with the Tulsa Health Department (THD).
- Our vaccination clinics with Caring Van are unlikely to resume this week due to weather and awaiting guidance for rescheduling/resuming next week for dose 2 in first phase.
- On hold for first dose of second phase given inclement weather.
- State allowing Feb 22nd to start for all PreK-12 staff. THD is coordinating the countywide distribution plan, and more details are pending.

WORKING DRAFT

Update on TPS Covid-19 Rapid Testing Program

Updated

Rapid Testing Program

- Current supply of tests will be used over next few weeks to support return to in-person learning.
- No more tests available for immediate purchase as they are reserved for long term health facilities. Nationwide supply chain issues for CDC approved tests.
- We are working diligently with THD to secure additional test.
- Opt-in push to increase numbers for staff and students over the next week.

WORKING DRAFT

Mental Health Support - Practices & Data

Updated

Our Student & Family Support Services team has been consistently providing supports to our students through confidential crisis intervention, advocacy, and referrals to intervention resources.

- Tulsa Public Schools is partnered with over 30 mental health agencies.
- Mental health screenings have been offered to all 6th through 12th grade students.
- Wellness teams have been started at all schools and in the last 30 days alone have logged over 7,000 entries in our data collection tool.
- Year to date 30 crisis intervention referrals have been logged.
- There have been 104 child abuse referrals logged this school year.
- Currently approximately 1100 students are receiving mental health services as reported by our partner agencies.
- The Student and Family Support Services team along with school based teams respond to all student searches on their technology devices related to mental health concerns.

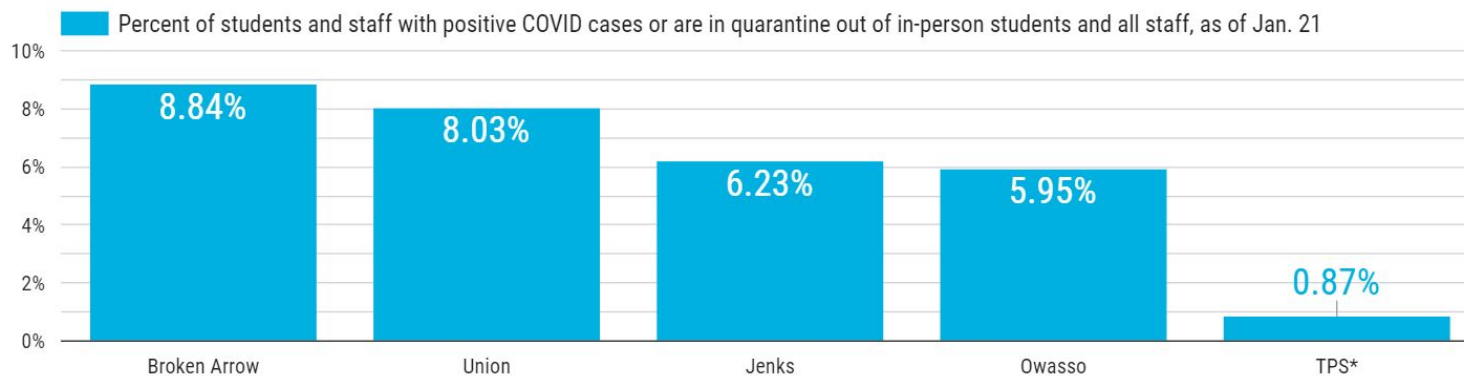
WORKING DRAFT



DISCUSSION

Early Warning Indicators at TPS Schools

UPDATED



School District	Number of positive student cases/quarantined students	Total number of in-person students	Number of positive staff cases/quarantined staff	Total number of staff	Number of positive cases/quarantined individuals	Total number of in-person students and all staff	Percent of students and staff with positive COVID cases or are in quarantine out of in-person students and all staff, as of Jan. 21 ▾
Broken Arrow	1708	18658	149	2350	1857	21008	8.84%
Union	921	11107	126	1928	1047	13035	8.03%
Jenks	697	10573	67	1697	764	12270	6.23%
Owasso	474	7742	55	1142	529	8884	5.95%
TPS*	17	1500	47	5864	64	7364	0.87%

Data source: District websites

WORKING DRAFT

New COVID-19 Variants - Update

- “Early data on one new variant had suggested that it was spreading more in children than in adults compared with other lineages. But researchers now suggest the variant is spreading more efficiently in all age groups, allaying those fears.” - [Nature \(1.21.21\)](#)
- “The conclusion is that the UK strain is 50% to 75% more infective, boosting its reproduction number R_t from ~ 1 toward 2.” - [Arizona State University \(1.12.21\)](#)