

3/1/21 COVID-19 HEALTH DATA UPDATE



Briefings are posted on our website at www.tulsaschools.org.



Staying safe as we return to in-person learning




Continuing to support vaccination clinics for our team



Refresher: our Health Data Monitoring Process

- The three categories of metrics are monitored weekly
- If a foundational health care metric hits threshold, or we detect an early warning from one of our indicators, evaluation and discussion will be triggered.
 - Data is compiled and initially reviewed on Fridays.
 - Evaluation and discussions occur on Monday mornings.
 - Daily monitoring begins when metrics are close to thresholds
- Evaluations address both specific school sites and the entire district.



Four types of potential actions can occur based on our assessment of the data:

1. No changes necessary at this time.
2. Additional monitoring of all data points coupled with increased, targeted rapid COVID testing.
3. Shift from in-person to full distance learning at a specific classroom, school, or multiple schools.
4. Change the default mode of instruction for some or all grade levels through a formal recommendation to the Board of Education.

Refresher: Foundational & Contextual Data

Early Warning Indicators at TPS Schools

- These data will help us to monitor conditions that are more localized and specific to our context. These data will help us to be more sensitive to conditions within schools to know if cases are higher or lower than overall county averages. These metrics are:
 - Tulsa Public Schools rapid testing results
 - New case rates for team members and students (TPS contact tracing)

Foundational School System Metrics

- These internal data measure our ability to appropriately respond to early warning indicators and enact the necessary safety precautions at our schools. These metrics are:
 - Availability of necessary PPE
 - Rates of quarantine
 - Staffing capacity

Foundational Health Care Metrics

- These core metrics will help us understand overall rates of community spread. These data will help us to assess overall risk and changes in our greater community that may necessitate a change in our response. The core metrics are:
 - 7-day rolling average of new cases in Tulsa Public Schools boundary (*calculated from public data*).
 - 7-day rolling average of new cases in Tulsa County

High level assessment from 2/16 health data review

Foundational Health Care Metrics

- Continued downward trend across state and count, and are at the lowest levels since last September.
- We need to continue to follow safety practices and do our part to ensure that rates go even lower to keep our students and team members safe.

Early Warning Indicators

- Vaccinations:
 - Last week the Tulsa Health Department (THD) provided access to more than 5k vaccines. We cannot confirm how many of those were provided specifically to our team but likely a large proportion.
 - Delivered second doses of vaccines to our team members last week and we are continuing to support individuals that missed their second dose.
 - Local health providers, including Ascension St. John and St. Francis, continue to be supportive collaborators.
 - Nearly 1,000 additional vaccines were made available to our team last weekend from Saint Francis.
 - We shared information from THD this afternoon about Saint Francis vaccination clinics on March 6 and 7 which will provide 1,000 additional vaccines.
 - We continue to focus on sharing information and encourage staff participation.
- Rapid Testing:
 - Finalizing set up to start screening rapid testing with our school based staff and with secondary students.
 - We have doubled the number of staff who have opted in (close to 2K), and have seen significant increase for student opt-in this weekend. We are continuing to work on increased participation for students and staff.

Foundational System Metrics

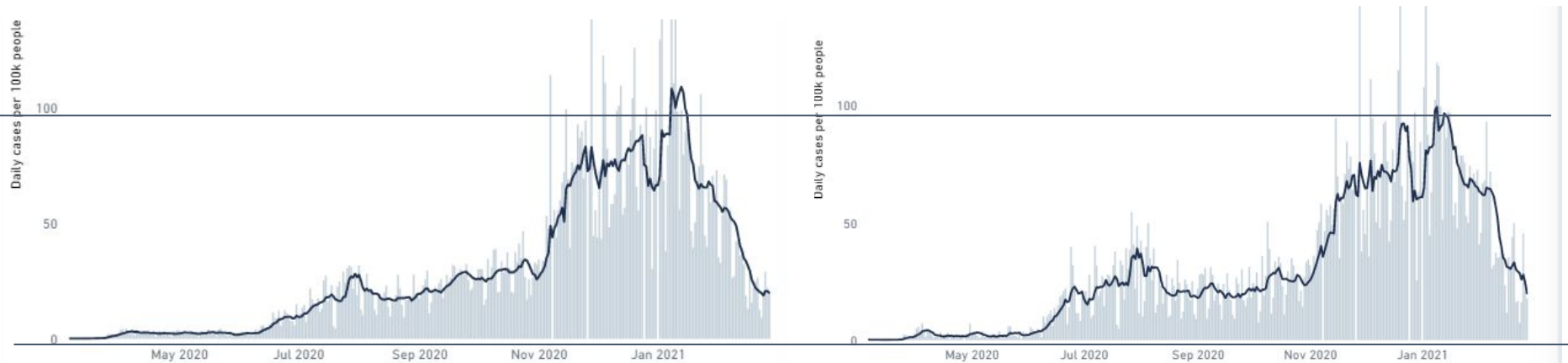
- We continue to monitor staffing daily across schools teams and support professionals.
- We have necessary stock of PPE supplies and are delivering additional PPE to schools based on requests.

New case rates continue to decline and have now reached levels at or below the average between August and early November.

Updated

Oklahoma: 19.9 as of 2/27

Tulsa County: 20.0 as of 2/27

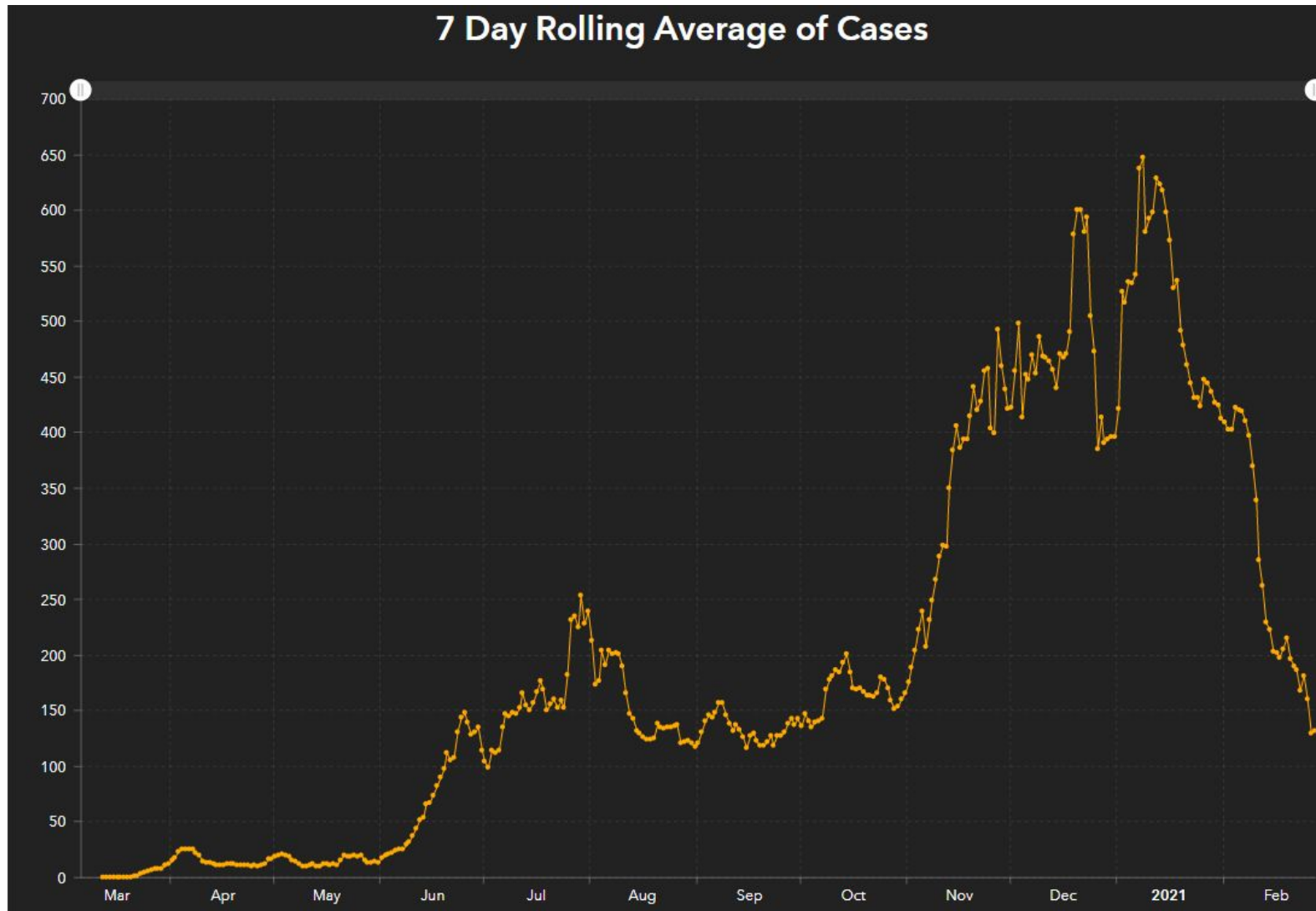


From 2/22 report:

- Oklahoma: 21.9 as of 2/20
- Tulsa County: 33.0 as of 2/20

Foundational Health Care Metrics - 7 Day Rolling Average

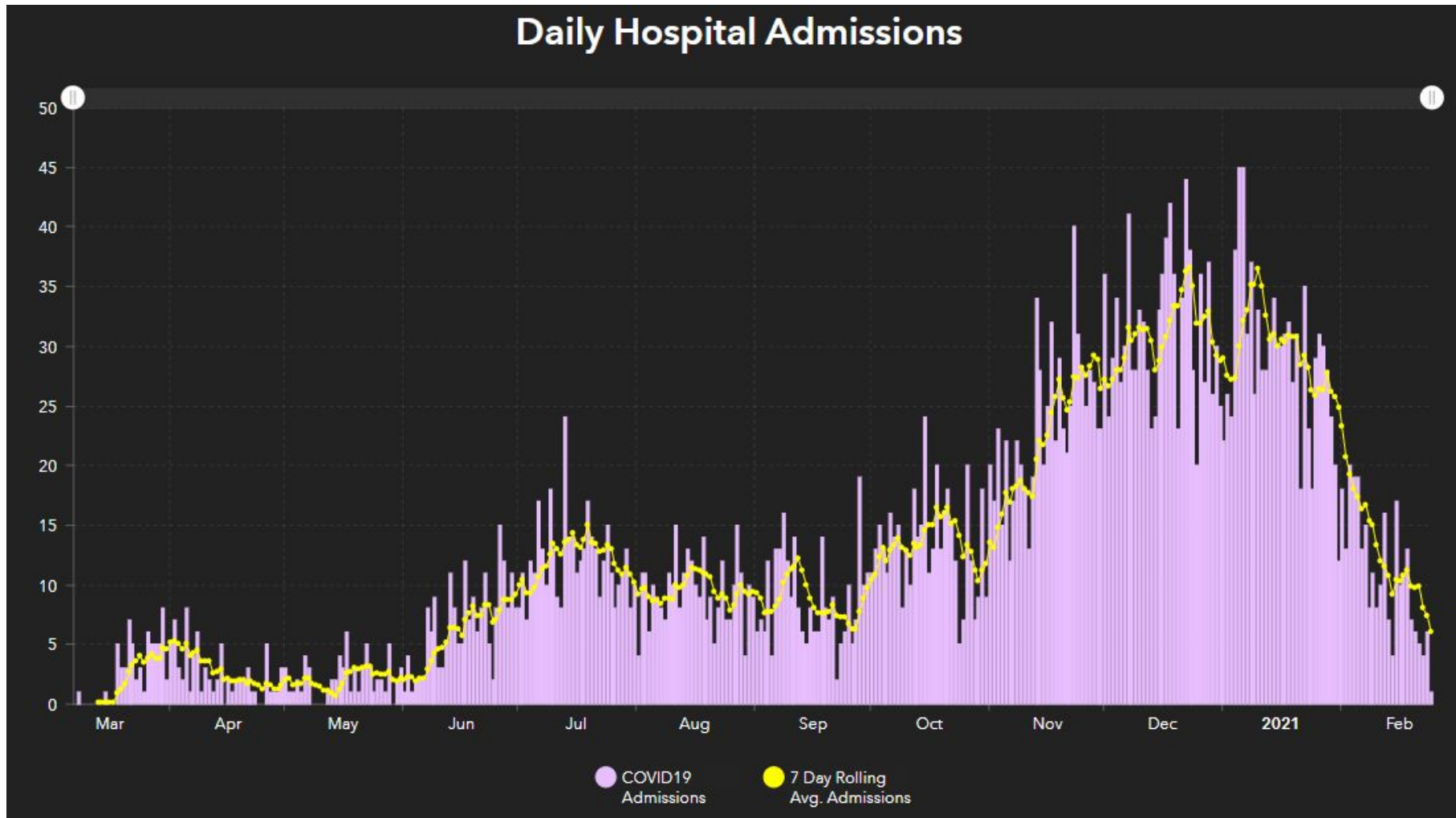
Updated



Source: Tulsa Health Department. Data reported on 2/27 - 7 day rolling average is 131.4. On 2/18/21, the reported 7 day rolling average was 205.7.

Hospitalizations continue to trend down. Changes usually lag new case rates by a few weeks.

Updated



Source: Oklahoma Department of Health hospital surge plan

<https://oklahoma.gov/content/dam/ok/en/covid19/documents/hospital-surge-plan/hospital-tiers-report/Hospital%20Tiers%20plus%20detail%2020210114.pdf>

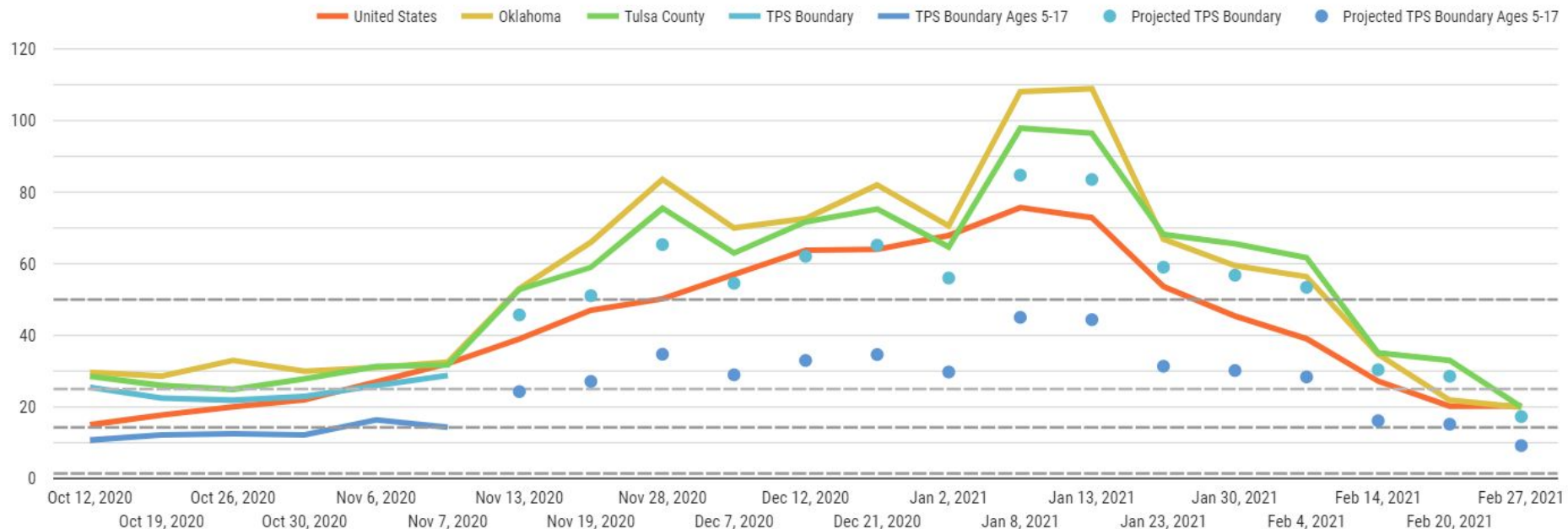
Foundational Health Care Metrics

Updated

Feb 27, 2021

United States: 20.3
Oklahoma: 19.9
Tulsa County: 20
Projected TPS Boundary: 17.31
Projected TPS Boundary Ages 5-17: 9.2

7-day Rolling Average New Cases per 100,000



Note: Due to a change in reporting from the Oklahoma Department of Health, TPS boundary data are no longer able to be updated on a regular basis. Weekly projections based on the average percent difference between county and TPS data will be used according to the following historical averages:

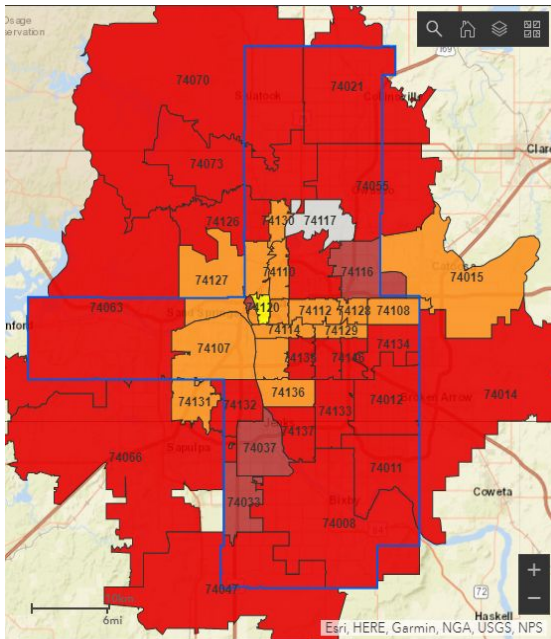
- **TPS boundary, all ages:** 14.3% lower than overall county rate
- **TPS boundary, 5-17:** 53.8% lower than overall county rate

WORKING DRAFT

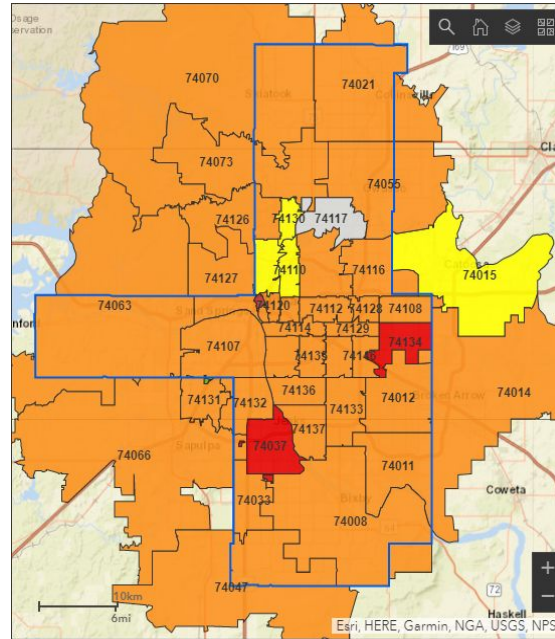
The majority of Tulsa zip codes are now yellow (23), with only 2 zip codes in red or dark red.

Updated

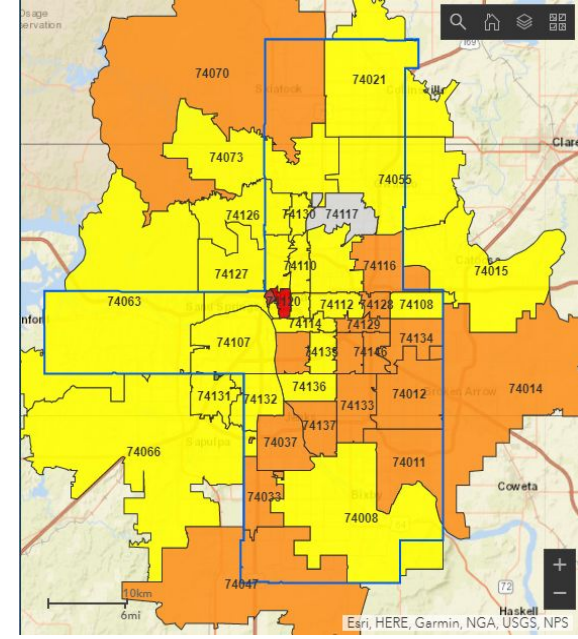
2/12/21



2/19/21



2/26/21



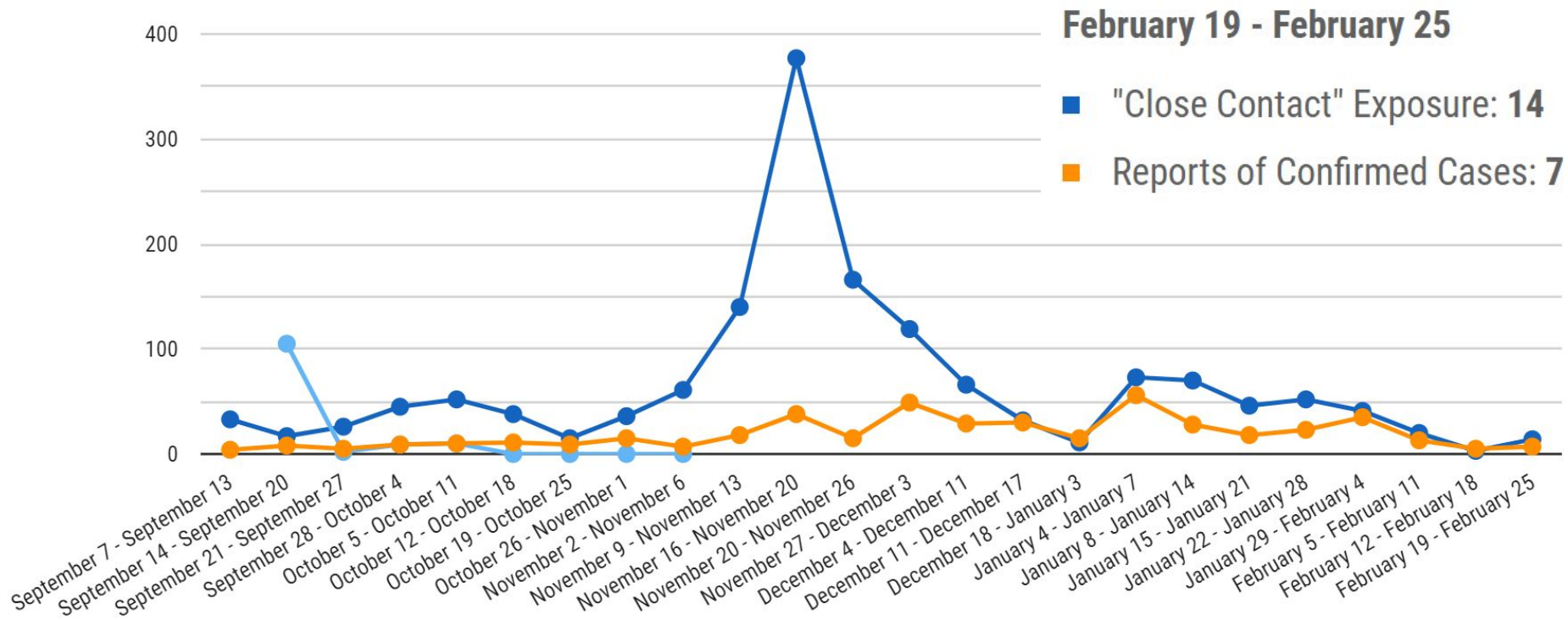
- 2 out of 42 zip codes are red or dark red. Last report was 3.

WORKING DRAFT

Early Warning Indicators at TPS Schools - TREND

Updated

Number of **potential exposures**, **close contact exposures**, and **confirmed cases** found by Tulsa Public Schools over time



* Report cover cases from the previous Friday through the close of business on Thursday.

WORKING DRAFT

Local District Comparison - TREND

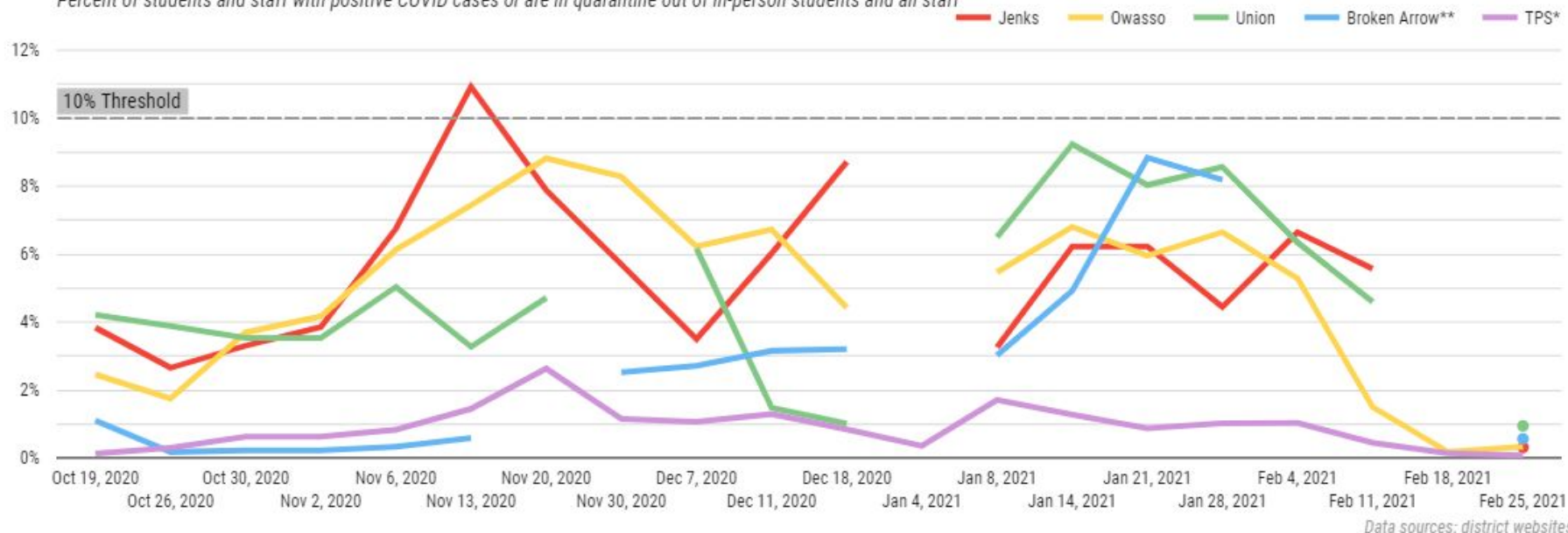
Feb 25, 2021

Updated

- Jenks: **0.31%**
- Owasso: **0.33%**
- Union: **0.94%**
- Broken Arrow**: **0.56%**
- TPS*: **0.07%**

Local District Comparisons Over Time

Percent of students and staff with positive COVID cases or are in quarantine out of in-person students and all staff



Data sources: district websites

*TPS in-person students include only 1500 active student athletes, and only includes new cases/exposures from the past week; Jan 4 data represent total cases from 12/15 - 1/4
 **Broken Arrow Public Schools began including number of students in quarantine on November 30, 2020; did not report numbers for week of 2/4 as district moved to distance.
 Most districts were distance the week of 2/15-19; TPS was in intersession this week.

WORKING DRAFT

Foundational System Metrics - Staffing & PPE

- Support professionals - all teams ready to support return to in person learning.
 - Child Nutrition: same status, working on processing & onboarding new applicants.
 - Transportation: no change from last week. All bus routes are covered.
 - Custodians:
 - All day positions are covered. 11 positions filled and a few more onboarding and expect shift to happen next week.
 - 15 temps starting as well and looking for a few more based on rate of training/integration.
- School site staffing - all teams ready to support return to in person learning.
 - Monitoring staffing levels daily.
 - Currently 9 schools are in “yellow zone” for absences/leaves.
- Substitutes
 - Needs remain consistent, and we continue to work on recruiting efforts.
 - Applications are starting to rise over the last couple of days; background checks still processing.
- PPE & Safety equipment
 - We have necessary stock of PPE supplies and all PPE has been delivered to schools.
 - Distributing additional desk shields and PPE to schools per requests.

Mental Health Support - Practices & Data 3-1-21

Our Student & Family Support Services team has been consistently providing supports to our students through confidential crisis intervention, advocacy, and referrals to intervention resources.

- Tulsa Public Schools collaborates with more than 30 mental health agencies.
- Mental health screenings available to all 6th through 12th grade students.
 - 21 completed screenings to date
- Wellness teams have logged 26,187 log entries
- Year-to-date 32 crisis intervention referrals have been logged.
- There have been 108 child abuse referrals logged since January 1, 2021
 - 4 more since last report
- Currently approximately 1000 students are receiving mental health services as reported by partner agencies.
- The Student and Family Support Services team along with school based teams respond to all student searches on their technology devices related to safety concerns as required by the Children's Internet Protection Act.



DISCUSSION